

Scaled data based on original data using  
LM-79-08 Approved Method: Electrical and Photometric Measurements of Solid-  
State Lighting Products

Test Report Prepared for  
Cooper Lighting Solutions  
(formerly Eaton)

Brand: INVUE

Report Number: P675080

Luminaire Tested: **CCW-SA-1C-722-U-T4FT**

Issue Date: 04/25/2023



**Test Information**

Test Method: LM-79-08  
Report Number: P675080  
Test Lab: INNOVATION CENTER(G1)  
Issue Date: 04/25/2023  
Manufacturer: COOPER LIGHTING SOLUTIONS (FORMERLY EATON)  
Product Line: INVUE  
Catalog Number: CCW-SA-1C-722-U-T4FT  
Description: INVUE CLEAR CURVE Wall Pack MOUNT LIGHT SQUARE LUMINAIRE @615mA w/  
T4FT distribution lens  
Light Source: (16) 2200K CCT, 70 CRI LEDs  
Ballast/Driver: ELECTRONIC DRIVER

**Summary**

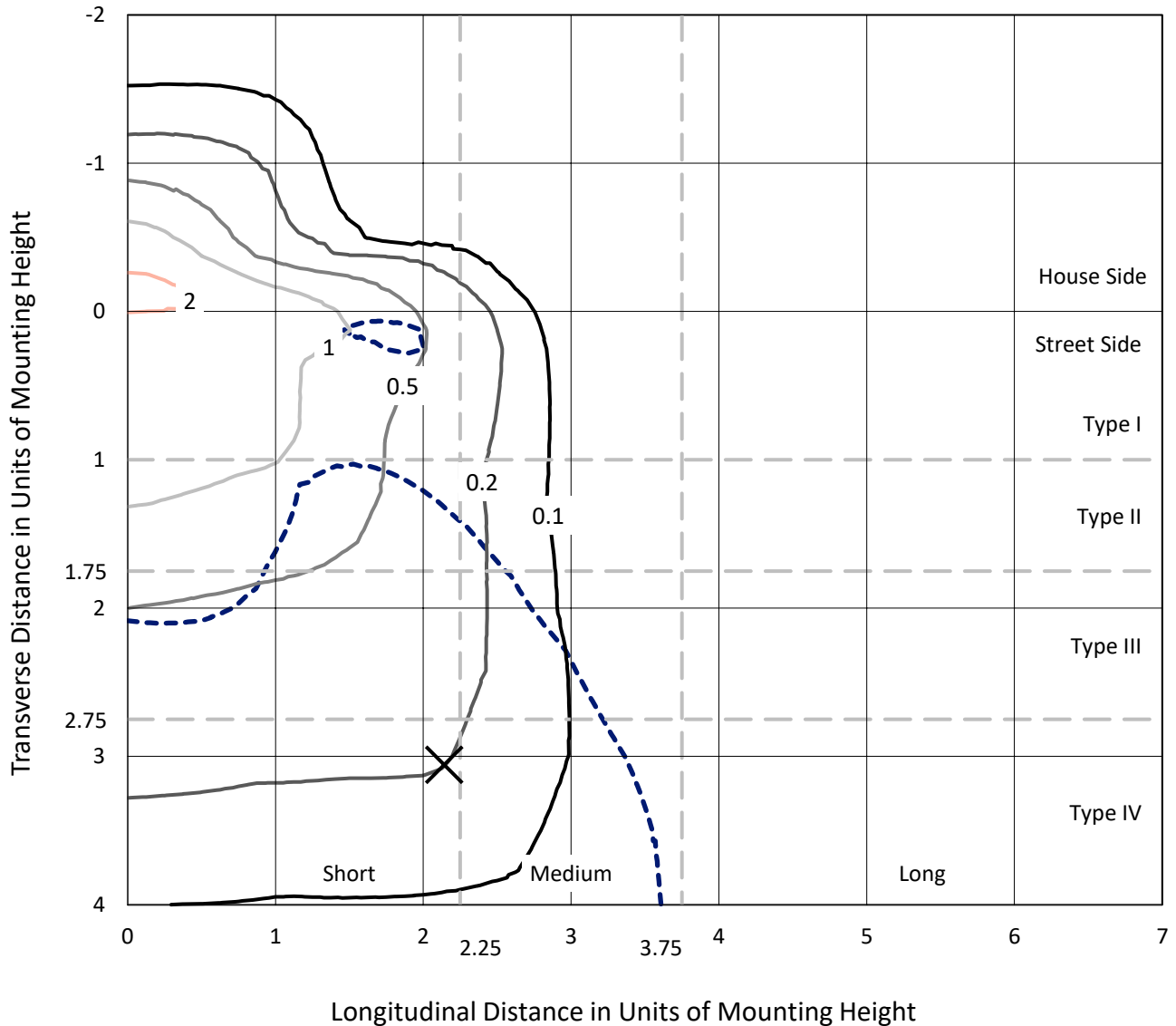
Lumens per Lamp: N/A  
Luminaire Lumens: 3328.3 lumens  
Efficiency: N/A  
Efficacy: 104.0 lumens/watt  
Luminous Opening: Rectangular (W 1' x L: 0.5' x H: 0')  
IES Classification: Type IV - Short  
BUG Rating: B1 - U0 - G1

Input Watts (W): 32  
Input Voltage (V): 120  
Input Current (Ain): NR  
Voltage Rise (V): NR  
Power Factor: NR  
Total Harmonic Distortion (THDi): NR  
Frequency (hertz): 60  
Stabilization Time: NR  
Operation Time: NR  
Ambient Temperature (°C): NR  
Test Distance: 25 FT

REPORT NUMBER: P675080  
 CATALOG NUMBER: CCW-SA-1C-722-U-T4FT

### Iso-Footcandle Lines of Horizontal Illumination

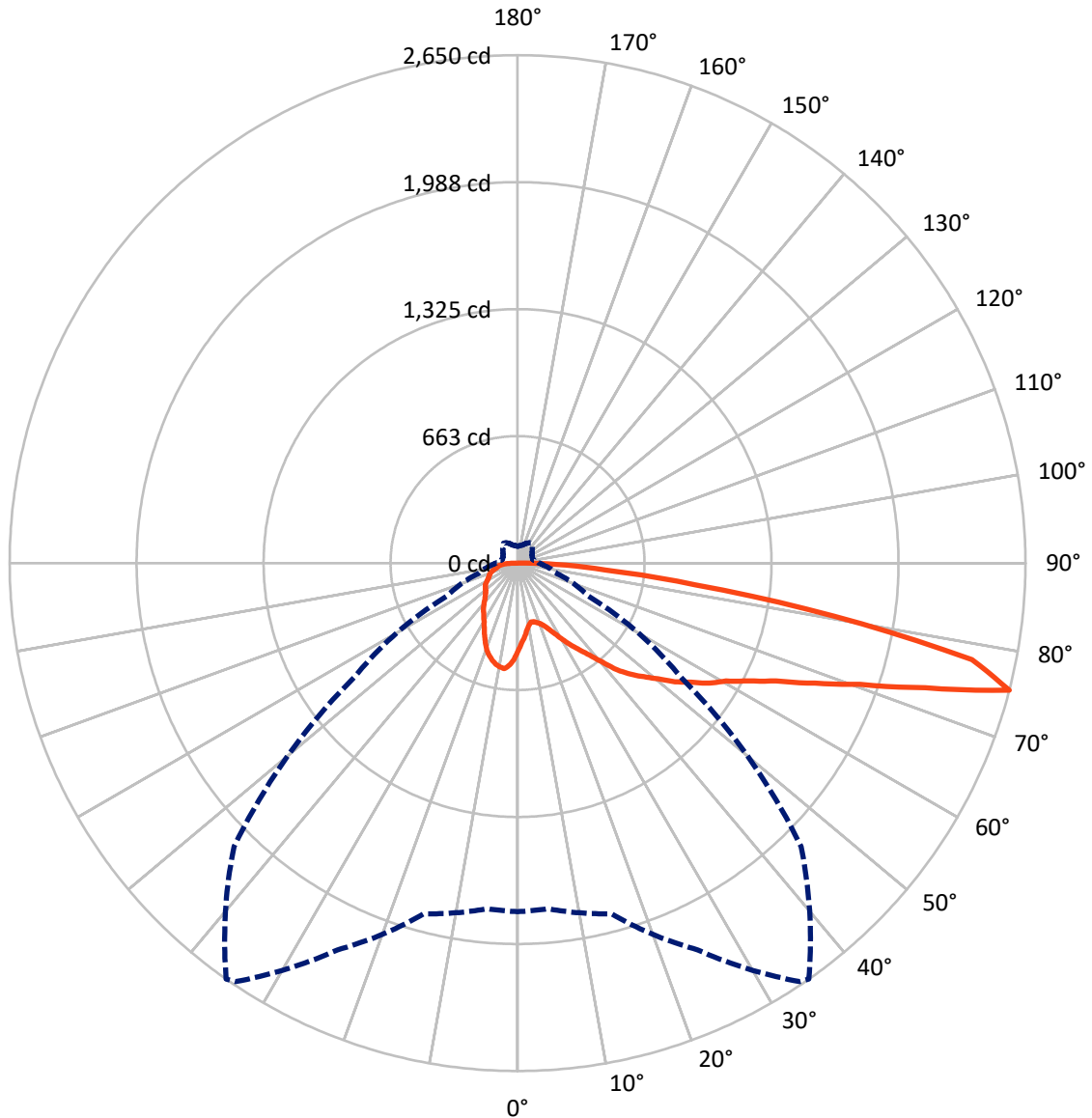
× Max cd  
 - - - 1/2 Max cd



Based on 15 foot mounting height. Maximum calculated value = 2.4 fc  
 Type IV - Short - N/A

REPORT NUMBER: P675080  
CATALOG NUMBER: CCW-SA-1C-722-U-T4FT

### Luminous Intensity Polar Plot



— Vertical Plane Through 35-Deg Lateral    - - - Horizontal Cone Through 75-Deg Vertical



REPORT NUMBER: P675080  
 CATALOG NUMBER: CCW-SA-1C-722-U-T4FT

**FLUX DISTRIBUTION:**

		Downward	Upward	Total
<b>House Side</b>	Lumens	764.9	0.0	764.9
	% Fixture	23.0	0.0	23.0
<b>Street Side</b>	Lumens	2563.4	0.0	2563.4
	% Fixture	77.0	0.0	77.0
<b>Total</b>	Lumens	3328.3	0.0	3328.3
	% Fixture	100.0	0.0	100.0

**Coefficient of Utilization**

**ZONAL LUMENS:**

Zone	Lumens	% Fixture
0°-10°	43.4	1.3
10°-20°	126.1	3.8
20°-30°	209.2	6.3
30°-40°	310.2	9.3
40°-50°	447.3	13.4
50°-60°	615.0	18.5
60°-70°	759.7	22.8
70°-80°	695.0	20.9
80°-90°	122.3	3.7
90°-100°	0.0	0.0
100°-110°	0.0	0.0
110°-120°	0.0	0.0
120°-130°	0.0	0.0
130°-140°	0.0	0.0
140°-150°	0.0	0.0
150°-160°	0.0	0.0
160°-170°	0.0	0.0
170°-180°	0.0	0.0
0°-90°	3328.3	100.0
0°-180°	3328.3	100.0



REPORT NUMBER: P675080

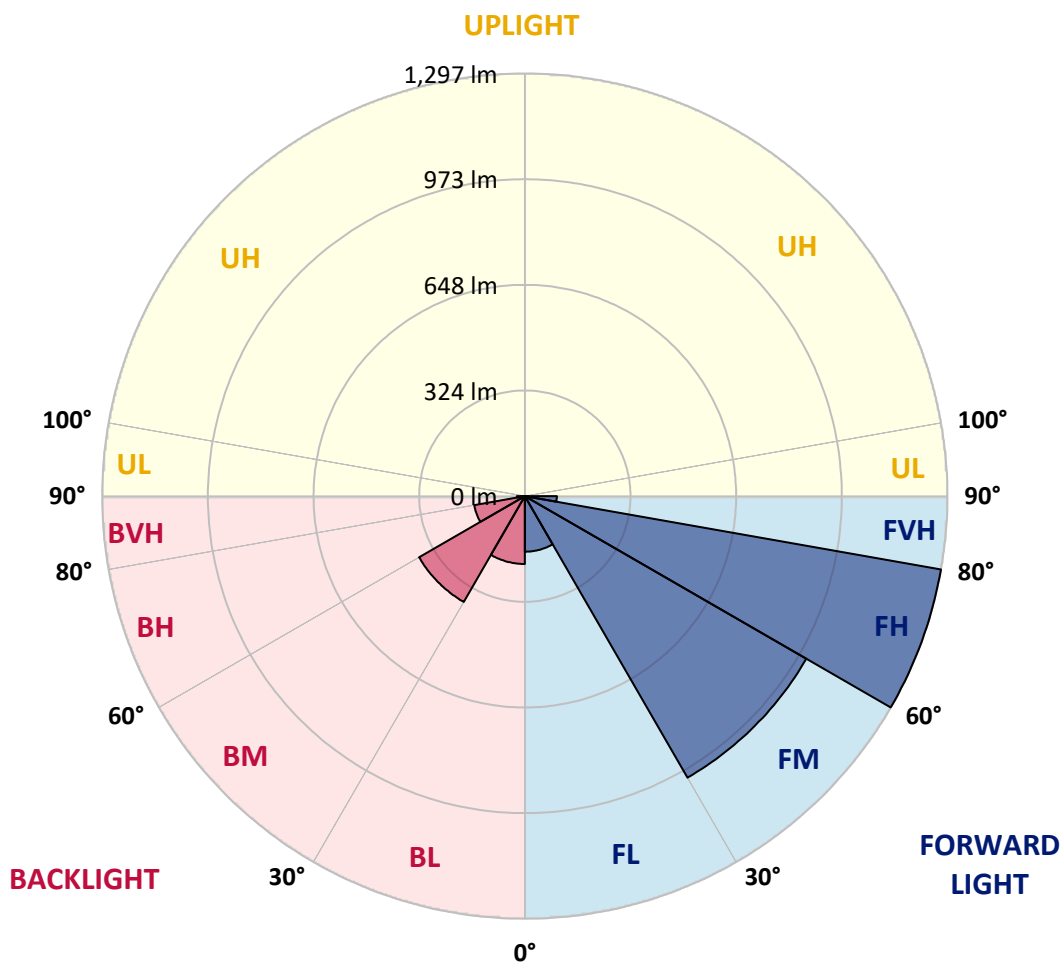
CATALOG NUMBER: CCW-SA-1C-722-U-T4FT

**LUMINAIRE CLASSIFICATION SYSTEM LUMEN TABLE AND BUG RATING:**

Zone	Lumens	% Fixture	Zone Rating/Lumen Limit		
			B	U	G
FL (0°-30°)	170.6	5.1			
FM (30°-60°)	997.6	30.0			
FH (60°-80°)	1297.0	39.0			G1/1800
FVH (80°-90°)	98.2	3.0			G1/100
BL (0°-30°)	208.2	6.3	B1/500		
BM (30°-60°)	374.8	11.3	B1/1000		
BH (60°-80°)	157.7	4.7	B1/500		G1/500
BVH (80°-90°)	24.2	0.7			G1/100
UL (90°-100°)	0.0	0.0		U0/0	
UH (100°-180°)	0.0	0.0		U0/0	

**BUG Rating: B1-U0-G1**

Type IV Short





REPORT NUMBER: P675080

CATALOG NUMBER: CCW-SA-1C-722-U-T4FT

**CANDELA DISTRIBUTION (FULL):**

	0°	5°	15°	25°	34°	35°	45°	55°	65°	75°	85°
0°	456.0	456.0	456.0	456.0	456.0	456.0	456.0	456.0	456.0	456.0	456.0
2.5°	413.1	409.4	413.1	415.5	415.5	415.5	419.2	430.3	437.6	442.5	451.1
5°	370.2	371.4	373.9	380.0	383.7	386.1	392.3	405.7	416.8	432.7	451.1
7.5°	332.2	334.6	338.3	344.4	353.0	351.8	365.3	383.7	404.5	425.4	452.3
10°	312.6	317.5	318.7	319.9	328.5	328.5	346.9	367.7	393.5	420.4	452.3
12.5°	316.3	316.3	312.6	311.4	316.3	315.0	331.0	355.5	383.7	421.7	457.2
15°	327.3	327.3	319.9	312.6	319.9	317.5	331.0	350.6	383.7	422.9	467.0
17.5°	342.0	343.2	334.6	322.4	324.8	326.1	335.9	354.3	383.7	425.4	480.5
20°	371.4	365.3	351.8	332.2	340.8	337.1	351.8	367.7	391.0	435.2	500.1
22.5°	397.2	397.2	371.4	354.3	355.5	355.5	369.0	382.4	402.1	448.6	514.8
25°	438.8	436.4	404.5	378.8	381.2	382.4	389.8	405.7	420.4	456.0	533.2
27.5°	491.5	485.4	453.5	424.1	414.3	418.0	421.7	433.9	437.6	468.3	555.3
30°	547.9	539.4	512.4	465.8	460.9	462.1	456.0	463.4	458.4	487.9	577.4
32.5°	583.5	583.5	557.7	523.4	509.9	509.9	489.1	494.0	494.0	506.3	616.6
35°	614.1	611.7	594.5	568.8	560.2	555.3	534.4	541.8	529.5	541.8	671.7
37.5°	660.7	653.4	646.0	628.8	611.7	608.0	597.0	601.9	584.7	578.6	734.3
40°	714.6	711.0	703.6	696.3	679.1	677.9	665.6	670.5	652.1	628.8	796.8
42.5°	794.3	783.3	760.0	753.9	757.5	762.4	757.5	749.0	715.9	686.4	864.2
45°	874.0	856.8	812.7	802.9	831.1	827.4	848.3	844.6	790.6	744.1	935.3
47.5°	925.5	910.8	875.2	869.1	881.3	886.3	948.8	937.7	851.9	796.8	1003.9
50°	962.3	963.5	916.9	932.8	948.8	948.8	1027.2	1026.0	926.7	861.7	1093.4
52.5°	1016.2	999.0	979.4	994.1	1016.2	1028.4	1125.3	1098.3	973.3	916.9	1193.9
55°	1044.4	1037.0	1019.9	1045.6	1092.2	1098.3	1201.3	1180.4	1026.0	981.9	1296.9
57.5°	1055.4	1061.5	1089.7	1100.8	1165.7	1181.7	1269.9	1240.5	1075.0	1062.8	1376.6
60°	1104.4	1095.9	1133.9	1178.0	1240.5	1249.1	1355.7	1292.0	1122.8	1115.5	1402.3
62.5°	1203.7	1181.7	1202.5	1255.2	1342.3	1353.3	1446.4	1360.6	1143.7	1151.0	1401.1
65°	1348.4	1332.4	1301.8	1343.5	1466.1	1482.0	1553.1	1419.5	1137.5	1138.8	1301.8
67.5°	1518.8	1493.0	1461.2	1486.9	1636.4	1673.2	1683.0	1445.2	1094.6	1070.1	1059.1
70°	1668.3	1651.2	1630.3	1674.4	1882.8	1896.3	1844.8	1429.3	975.7	859.3	706.1
72.5°	1808.1	1799.5	1811.7	1977.2	2216.2	2224.8	1996.8	1328.8	771.0	521.0	328.5
75°	1819.1	1810.5	1895.1	2227.3	2634.2	2650.2	2091.2	1041.9	407.0	212.1	138.5
77.5°	1231.9	1257.7	1415.8	1950.2	2419.7	2423.4	1710.0	484.2	167.9	125.0	96.8
80°	302.8	335.9	533.2	1008.8	1631.5	1672.0	936.5	163.0	110.3	95.6	72.3
82.5°	110.3	120.1	217.0	456.0	916.9	932.8	327.3	88.3	79.7	73.5	52.7
85°	52.7	53.9	103.0	224.3	463.4	458.4	117.7	52.7	57.6	50.3	31.9
87.5°	22.1	22.1	45.4	104.2	204.7	198.6	38.0	24.5	33.1	29.4	15.9
90°	0.0	0.0	0.0	0.0	0.0	0.0	0.0	0.0	0.0	0.0	0.0



REPORT NUMBER: P675080  
 CATALOG NUMBER: CCW-SA-1C-722-U-T4FT

**CANDELA DISTRIBUTION (continued):**

	90°	95°	105°	115°	125°	135°	145°	155°	165°	175°	180°
0°	456.0	456.0	456.0	456.0	456.0	456.0	456.0	456.0	456.0	456.0	456.0
2.5°	457.2	459.7	469.5	476.8	484.2	490.3	500.1	500.1	506.3	506.3	506.3
5°	456.0	469.5	485.4	502.6	513.6	524.6	534.4	535.7	539.4	544.3	545.5
7.5°	460.9	474.4	500.1	524.6	538.1	543.0	555.3	551.6	551.6	551.6	555.3
10°	470.7	485.4	521.0	543.0	552.8	554.1	550.4	547.9	540.6	538.1	534.4
12.5°	478.1	503.8	539.4	556.5	552.8	549.2	540.6	528.3	519.7	517.3	517.3
15°	496.4	522.2	555.3	561.4	555.3	535.7	524.6	511.2	503.8	492.8	497.7
17.5°	512.4	541.8	571.2	563.9	551.6	521.0	505.0	485.4	475.6	463.4	463.4
20°	533.2	560.2	585.9	566.3	539.4	506.3	480.5	456.0	442.5	430.3	432.7
22.5°	556.5	581.0	594.5	556.5	521.0	483.0	447.4	424.1	407.0	399.6	402.1
25°	574.9	601.9	599.4	540.6	498.9	453.5	414.3	392.3	388.6	381.2	381.2
27.5°	598.2	626.4	595.7	521.0	462.1	407.0	382.4	373.9	373.9	370.2	372.6
30°	628.8	648.4	587.2	492.8	415.5	365.3	353.0	357.9	366.5	362.8	364.1
32.5°	679.1	676.6	579.8	460.9	366.5	324.8	333.4	343.2	350.6	354.3	356.7
35°	728.1	712.2	571.2	418.0	321.2	305.2	312.6	323.6	337.1	340.8	342.0
37.5°	777.2	749.0	556.5	365.3	293.0	288.1	295.4	301.5	312.6	315.0	317.5
40°	828.6	773.5	530.8	313.8	269.7	269.7	274.6	275.8	281.9	285.6	288.1
42.5°	874.0	796.8	484.2	266.0	245.2	253.7	255.0	252.5	247.6	250.1	251.3
45°	929.2	822.5	430.3	231.7	226.8	237.8	240.3	230.5	221.9	217.0	214.5
47.5°	983.1	849.5	383.7	203.5	209.6	226.8	226.8	215.7	201.0	188.8	183.9
50°	1032.1	876.4	345.7	186.3	192.5	218.2	220.6	199.8	183.9	169.2	166.7
52.5°	1114.3	921.8	306.4	172.8	182.6	212.1	210.8	192.5	171.6	155.7	154.5
55°	1186.6	967.2	255.0	159.4	172.8	203.5	207.2	185.1	156.9	142.2	139.7
57.5°	1239.3	978.2	203.5	145.9	163.0	193.7	198.6	170.4	147.1	134.8	133.6
60°	1249.1	935.3	165.5	134.8	149.5	180.2	183.9	161.8	139.7	129.9	127.5
62.5°	1203.7	853.2	141.0	125.0	138.5	166.7	174.1	152.0	132.4	123.8	122.6
65°	1100.8	733.0	123.8	116.5	131.2	156.9	165.5	144.6	126.3	118.9	117.7
67.5°	871.5	562.6	110.3	110.3	121.4	147.1	159.4	139.7	120.1	115.2	114.0
70°	570.0	338.3	100.5	101.7	114.0	138.5	152.0	133.6	112.8	111.5	109.1
72.5°	245.2	155.7	89.5	93.2	103.0	123.8	141.0	125.0	104.2	100.5	96.8
75°	112.8	94.4	80.9	83.4	91.9	109.1	127.5	115.2	96.8	90.7	87.0
77.5°	79.7	68.6	67.4	72.3	78.5	94.4	112.8	107.9	89.5	84.6	82.1
80°	58.8	52.7	56.4	61.3	65.0	87.0	106.6	99.3	82.1	74.8	71.1
82.5°	41.7	39.2	44.1	49.0	52.7	76.0	98.1	87.0	68.6	62.5	56.4
85°	24.5	25.7	30.6	33.1	36.8	56.4	82.1	69.9	52.7	40.5	39.2
87.5°	11.0	11.0	14.7	15.9	18.4	33.1	55.2	44.1	33.1	25.7	24.5
90°	0.0	0.0	0.0	0.0	0.0	0.0	0.0	0.0	0.0	0.0	0.0

(END OF REPORT)